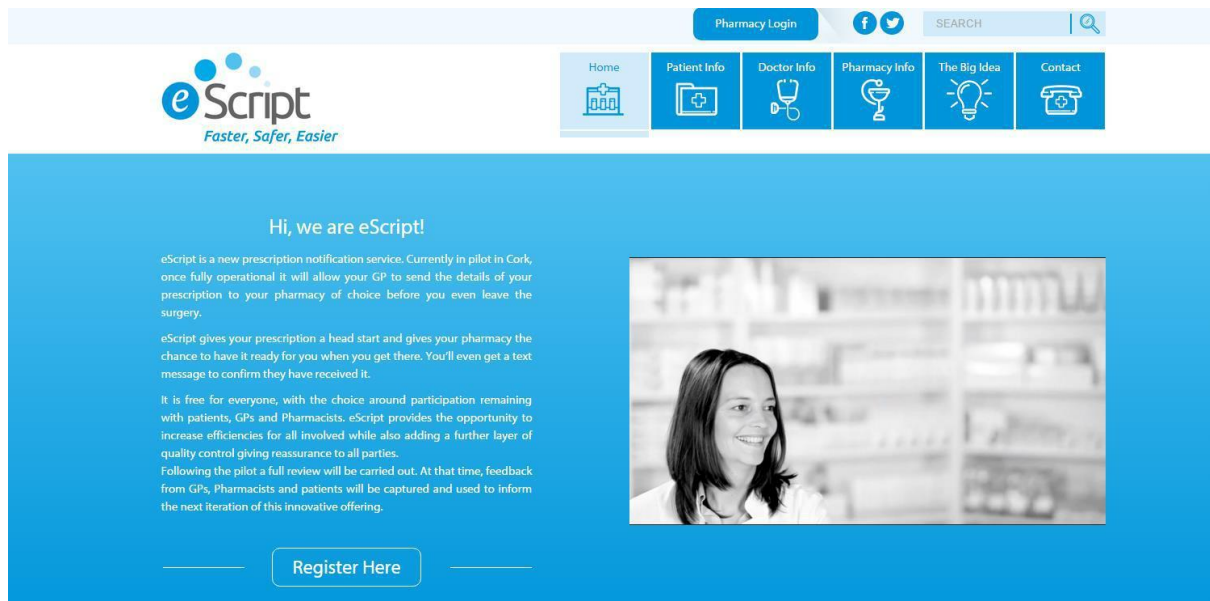


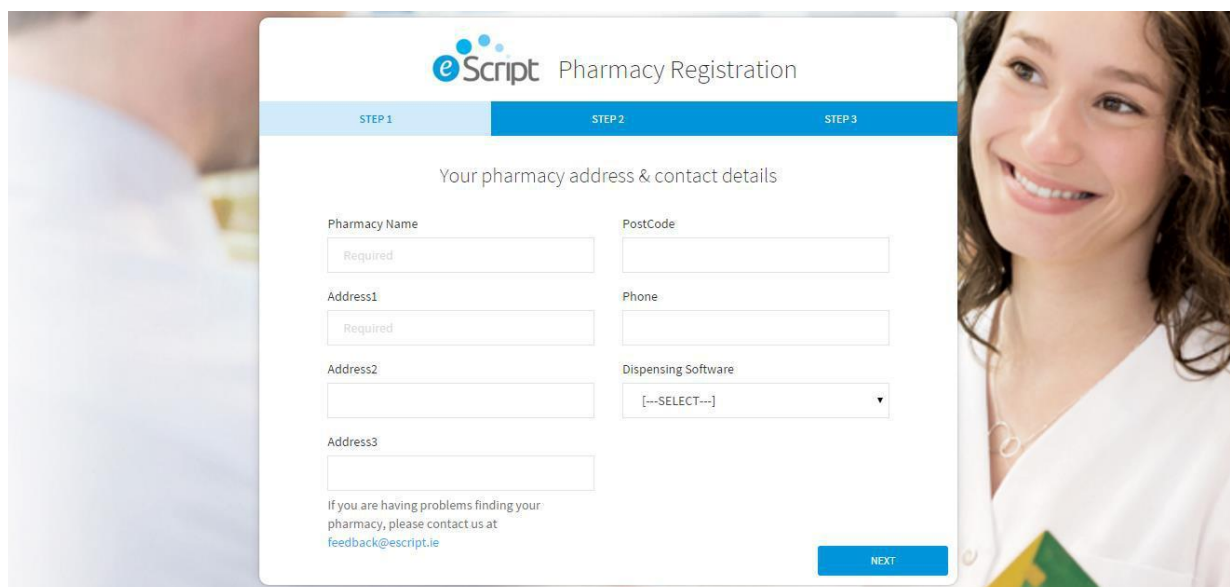
E-Script User Manual

Registering for E-Script

Firstly, you must register an account on www.escript.ie



Populate the required fields and submit your request.



eScript Pharmacy Registration

STEP 1 **STEP 2** STEP 3

Your pharmacy address & contact details

Pharmacy Name Required

PostCode

Address1 Required

Phone

Address2

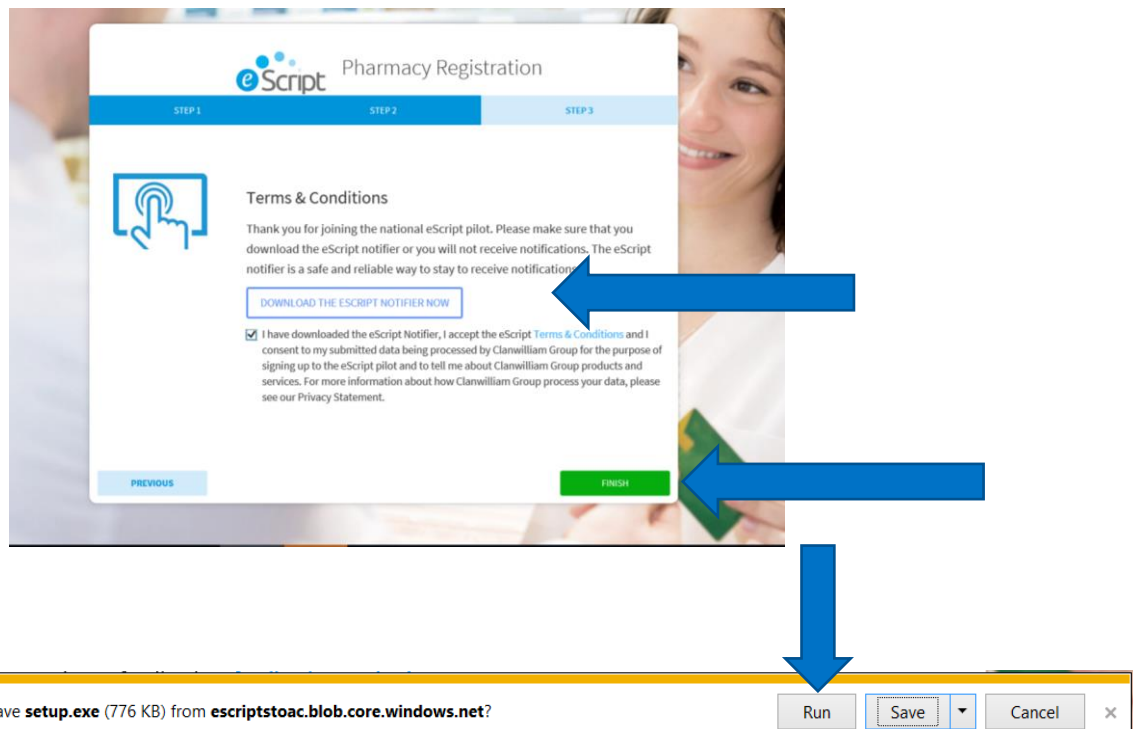
Dispensing Software

Address3

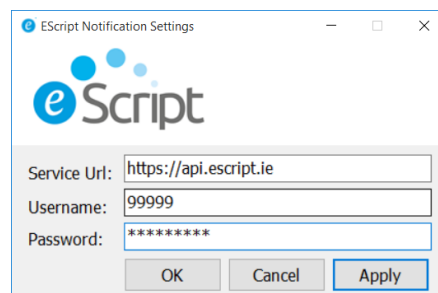
If you are having problems finding your pharmacy, please contact us at feedback@escript.ie

[NEXT](#)

During Registration, you are then prompted to download an E-Script notifier. Click Download Notifier now, then click Run (there should be an option for this at the bottom of your browser). This will allow you to see notifications of new scripts. Then click the finish button to complete registration.



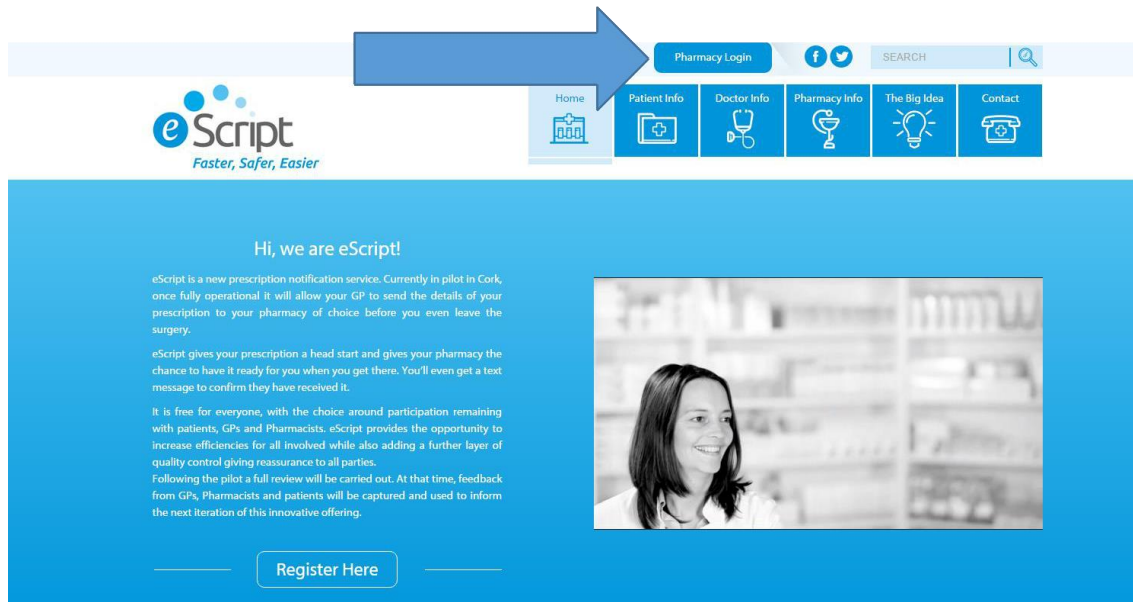
When you click Run to download the Notifier, you are then prompted with the following:




Enter your Username and password and click Apply and Ok.

Once your account is Verified

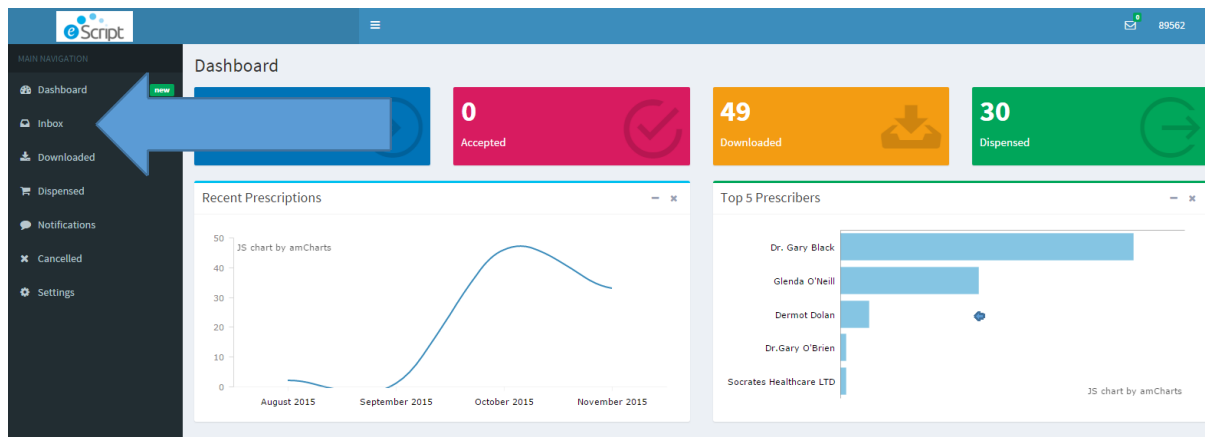
You will be provided with a username and password. Click the 'Pharmacy Login' button to login.



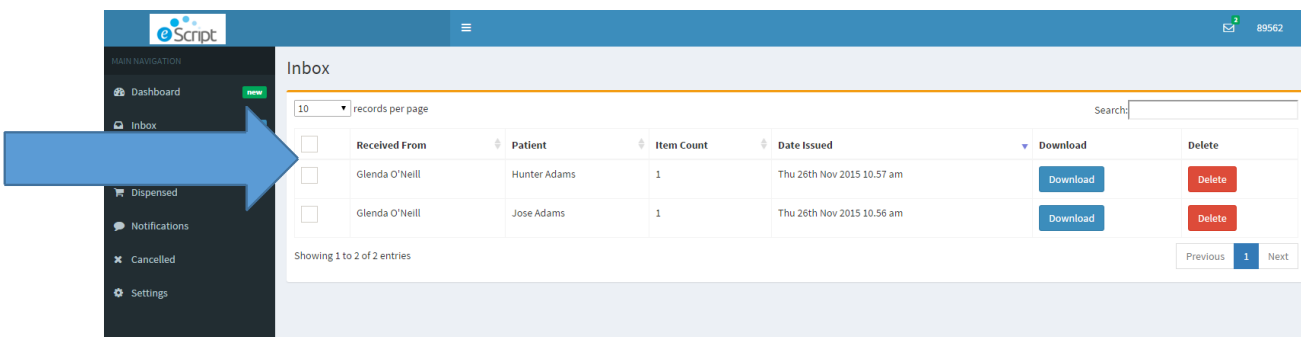
Input your details and click 'remember me' to store these details.



You will be directed to your dashboard, which provides you with statistics around your e-script downloading history. To download a new script, go to your inbox



Any scripts awaiting download will be displayed here. To download, highlight the patient or tick the box beside their name and click the download button.

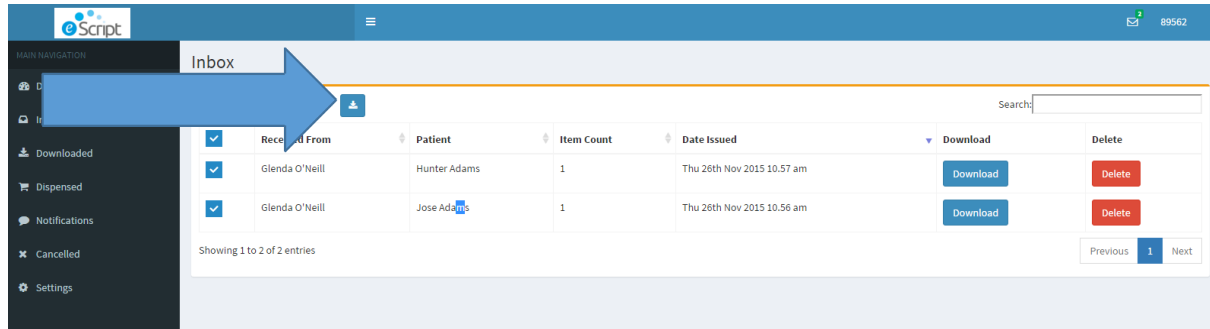


The inbox displays the following table:

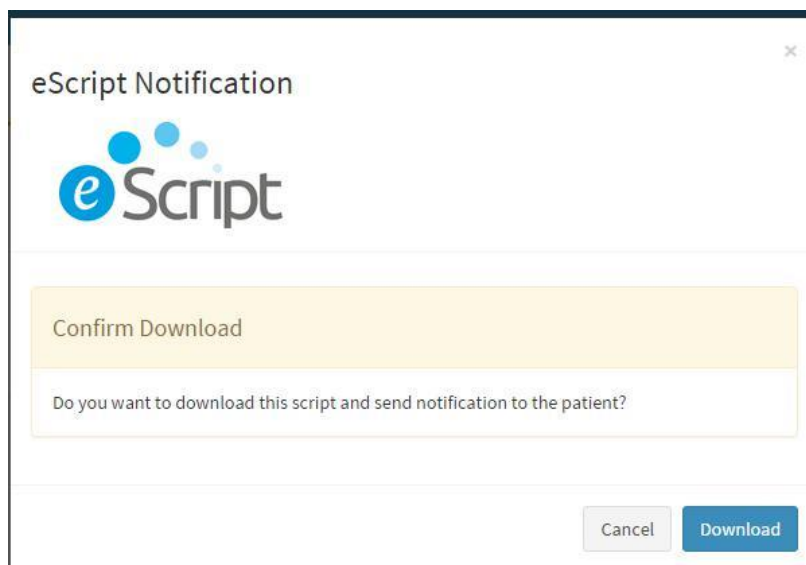
| Received From | Patient | Item Count | Date Issued | Download | Delete |
|--------------------------|----------------|--------------|-------------|----------------------------|---|
| <input type="checkbox"/> | Glenda O'Neill | Hunter Adams | 1 | Thu 26th Nov 2015 10:57 am | Download Delete |
| <input type="checkbox"/> | Glenda O'Neill | Jose Adams | 1 | Thu 26th Nov 2015 10:56 am | Download Delete |

Showing 1 to 2 of 2 entries

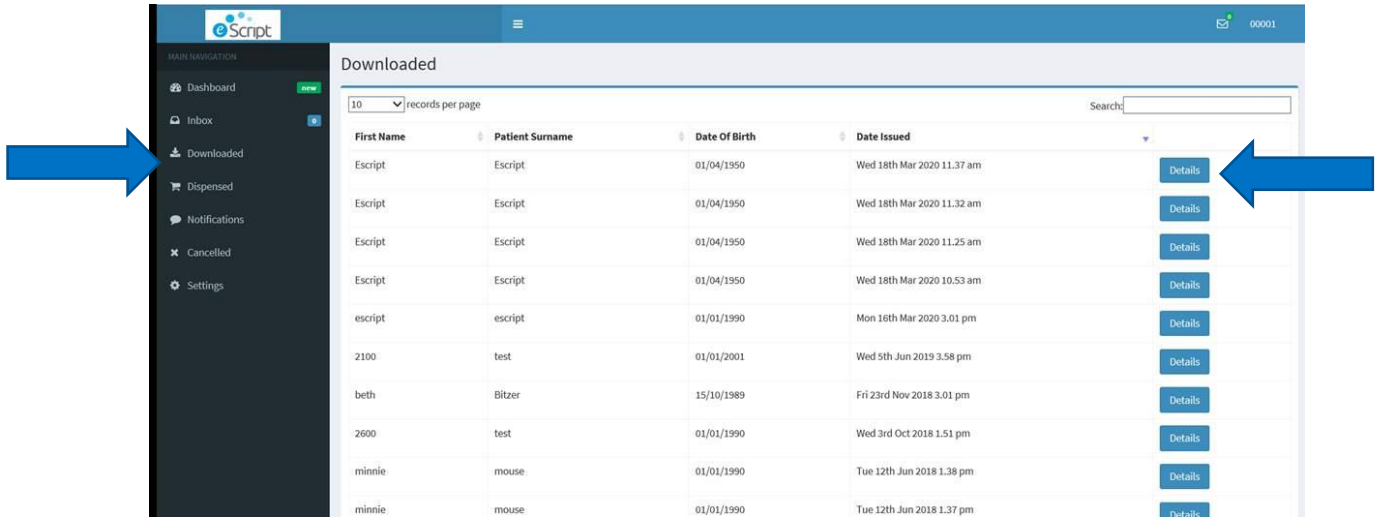
If you wish to download all scripts at once, place a tick in the box in the top left hand corner. This will select all patients on the list. Then click the 'download all' button at the top. You can also delete a script by clicking on the delete button.



Once you click download, you will be asked to 'confirm download'. You do this by clicking the download button.



The script(s) will then move from the inbox to the downloaded queue. From the download queue, you can click details to view the prescription. There is also a printable PDF version of the script available here.



Downloaded

10 records per page

| First Name | Patient Surname | Date Of Birth | Date Issued | Details |
|------------|-----------------|---------------|----------------------------|---------|
| Esript | Esript | 01/04/1950 | Wed 18th Mar 2020 11.37 am | Details |
| Esript | Esript | 01/04/1950 | Wed 18th Mar 2020 11.32 am | Details |
| Esript | Esript | 01/04/1950 | Wed 18th Mar 2020 11.25 am | Details |
| Esript | Esript | 01/04/1950 | Wed 18th Mar 2020 10.53 am | Details |
| esript | esript | 01/01/1990 | Mon 16th Mar 2020 3.01 pm | Details |
| 2100 | test | 01/01/2001 | Wed 5th Jun 2019 3.58 pm | Details |
| beth | Bitzer | 15/10/1989 | Fri 23rd Nov 2018 3.01 pm | Details |
| 2600 | test | 01/01/1990 | Wed 3rd Oct 2018 1.51 pm | Details |
| minnie | mouse | 01/01/1990 | Tue 12th Jun 2018 1.38 pm | Details |
| minnie | mouse | 01/01/1990 | Tue 12th Jun 2018 1.37 pm | Details |

PATIENT

Name: Esript Esript

Email Address:

Date of Birth: 4/1/1950

MiddleName:

Gender: male

eScriptIdentifier: 01041950102405

PhoneNumber: 0870000000

Date Issued: 3/18/2020

PRESCRIBER

Prescriber: Paul Johnson


MCN: 012121

Address: add1

PhoneNumber:

MEDICATIONS

| Medication Name | Strength | Quantity | Form | Directions | No Of Issues | Allow Generic Substitution |
|----------------------------------|----------|----------|------|------------|--------------|----------------------------|
| RIMADOL (PARACETAMOL) TABS 500MG | 500MG | 3 | TABS | Not stated | 1 | No |

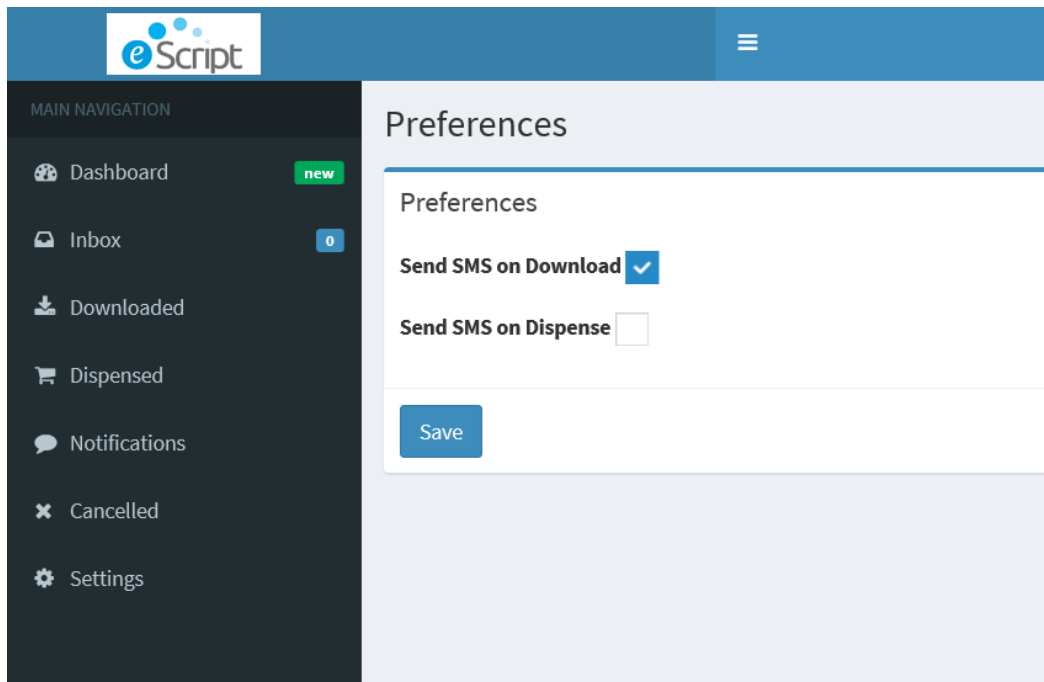


Note: This PDF could be printed and kept as a reminder to collect the prescription for the patient or GP.

Texting the Patient

To configure E-Script for sending text message, go to Settings, and preferences. Here there are two options:

1. Send SMS on Download – Once you select to download a script, a text can be then sent to the patient to say the *'eScript received by Clanwilliam Pharmacy. Preparing for collection. If you do not wish to collect your script here please reply with value N (No)'* if the patient replies with N (no), then the script moves into the cancelled queue.
2. Send SMS on Dispense – This option will text the patient once the prescription has been dispensed through Qicscript Plus.



The notifications section of the menu will show messages sent to patients.